

AREA LIGHT



CCT Lighting



COMMERCIAL OUTDOOR LIGHT



CCT Lighting



AREA LIGHT

COMMERCIAL OUTDOOR LIGHT

COMMERCIAL OUTDOOR LIGHT

Industrial grade area light family with multiple mounting configurations for maximum application versatility.

Impact & weather resistant fixture with die cast housings and polycarbonate T2,T3,T4,T5 Optic lenses.

3/7 pin twist lock receptacle as optional.

0-10v dimming as an option.

Name Brand chip and high quality driver @ 5year warranty.



MOUNTING OPTIONS



TRUNNION



SLIP FITTER



EXTENSION ARM



POLE BRACKET



CCT Lighting

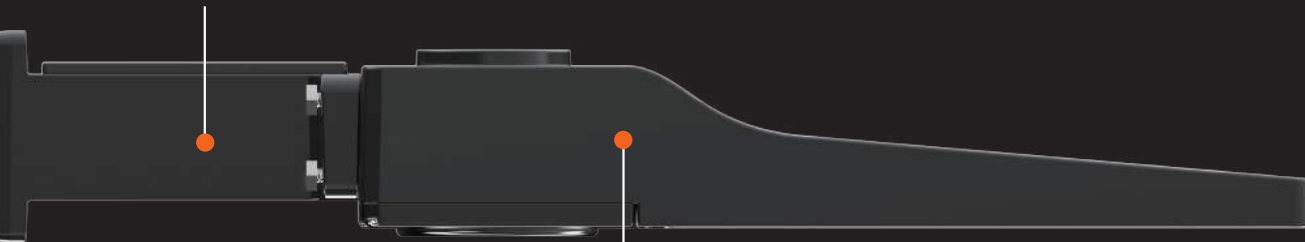
LED

Lumileds 3030 chips provide up to 135lpw.




MOUNTING

Slip Fitter, Trunnion and Extension arm mounting available for different application. Hook mount design for easy installation.



HOUSING

Heavy duty die cast aluminum housing with well designed thermal management system.



OPTIC & INGRESS PROTECTION

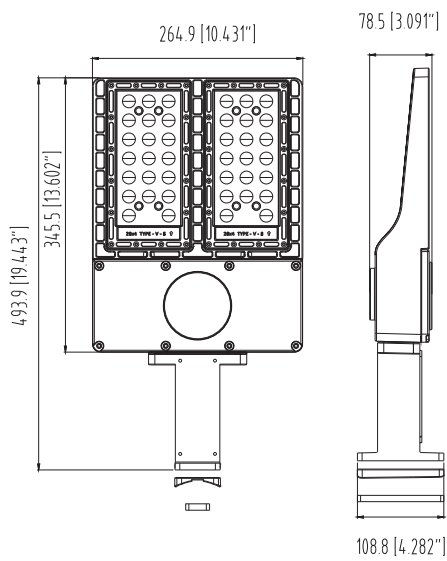
Optic will not yellowing overtime. 6 different optimized photo metric designs available.

AREA LIGHT

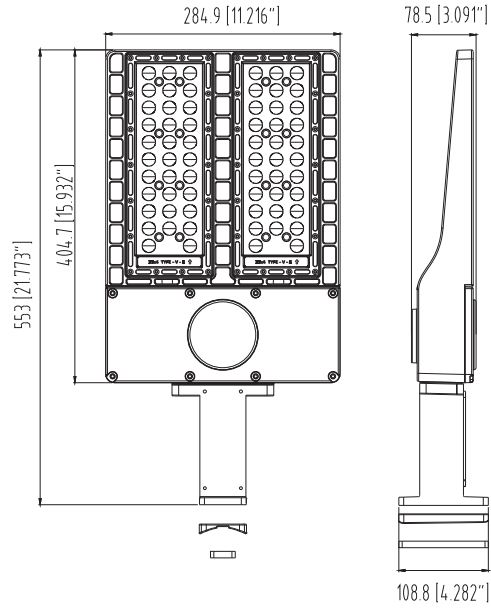
COMMERCIAL OUTDOOR LIGHT



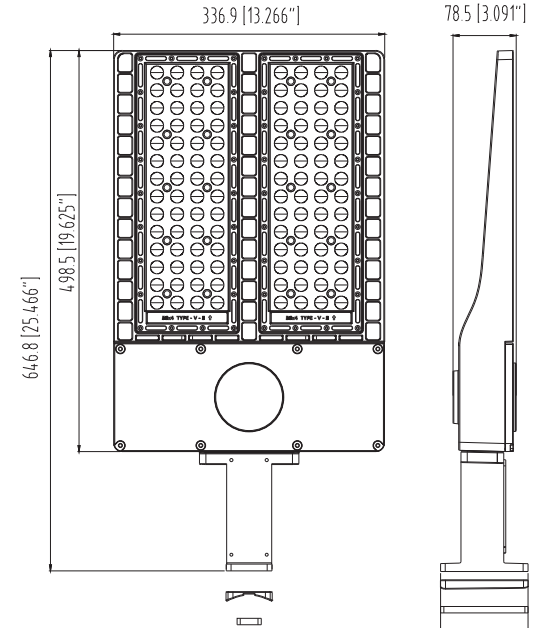
CCT Lighting



FSL540



FSL550



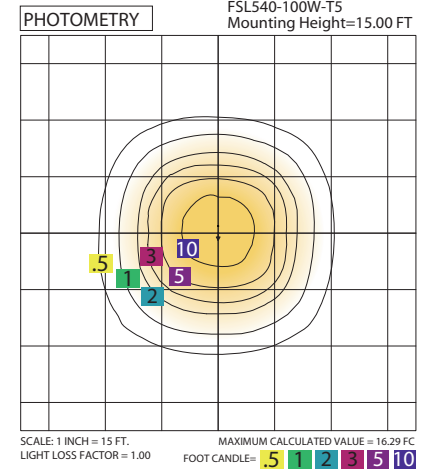
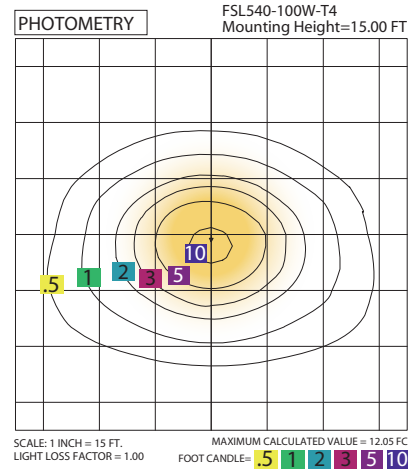
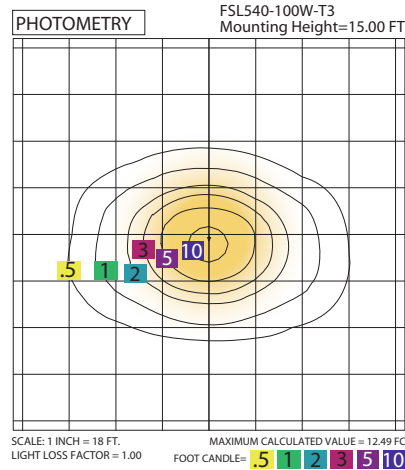
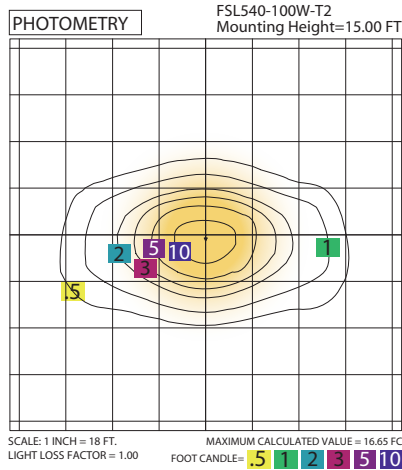
FSL560

NOMENCLATURE	LUMEN'S(LM)	EFFICACY(LPW)	INPUT VOLTAGE	CRI	DISTRIBUTION	EQUIVALENCY(W)	OPERATING TEMP	WARRANTY
FSL540-100W	13500LM	UP TO 135LPW	120-277V 347-480V	>70	T2,T3,T4,T5	175W MH	-30-40 °C	5 YEARS
FSL540-150W	20250LM	UP TO 135LPW	120-277V 347-480V	>70	T2,T3,T4,T5	250W MH	-30-40 °C	5 YEARS
FSL550-200W	27000LM	UP TO 135LPW	120-277V 347-480V	>70	T2,T3,T4,T5	400W MH	-30-40 °C	5 YEARS
FSL560-240W	32400LM	UP TO 135LPW	120-277V 347-480V	>70	T2,T3,T4,T5	1000W MH	-30-40 °C	5 YEARS
FSL560-300W	40500LM	UP TO 135LPW	120-277V 347-480V	>70	T2,T3,T4,T5	1500W MH	-30-40 °C	5 YEARS





CCT Lighting



ADDITIONAL PHOTOMETRICS AVAILABLE ONLINE

MODEL	WATTAGE	CCT	VOLTAGE	DIMMING OPTION	OPTIONS	DISTRIBUTION	SURGE PROTECTOR
FSL540	100W	30K=3000K	V8=120-277V	D=Dimming	PC=Photocell	T2=TYPE II	NA=None
	150W	40K=4000K	V9=347-480V	N=Non-Dimming	NA=None	T3=TYPE III	S1=Surge Protector
FSL550	200W	50K=5000K			MS=Motion Sensor	T4=TYPE IV	
FSL560	240W					T5=TYPE V	
	300W						
HOUSING FINISH		MOUNTING					
BZ=Bronze	SL=Silver	SF=Slip Fitter					
BK=Black	WH=White	TR=Trunnion					
GY=Gray		EA=Extension Arm					

ORDERING INFORMATION (FSL560-250W-40K-V8-D-PC-T2-S1-BZ-EA)

