



Linear Fixture

Distinctive Qualities:

- Modular and continuous design
- CCT Selectable (3,000K; 3,500K; 4,000K)
- Optional smart controls available: microwave occupancy sensor / PIR motion sensor with bluetooth mesh wireless controller (MOQ applies)
- Emergency backup version available



Technical Specifications:

Warranty: 5 Years (labor not included)

PF: >0.9 **THD:** <20%

CRI: 80 or 90

Rated Voltage: 120-347 VAC

Dimming: 0-10V (5%-100%)

Lifetime: L70: >60,000 hours


Certifications:



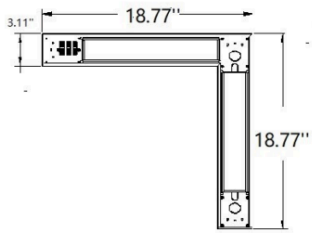
Model No.	Size	Power	Efficacy	Lumens	Selectable CCT	CRI
DS (Down Only)	2'	20	115 lm/w	2,300	3,000K; 4,000K; 5,000K	80 or 90
	4'	40		4,600		
	6'	50		5,750		
	8'	70		8,050		
	L	20		2,300		
	T	30		3,450		
	X	40		4,600		
UDS (Up (30%) & Down (70%))	2'	30	115 lm/w	3,450 total	3,000K; 4,000K; 5,000K	80 or 90
	4'	50		5,750 total		
	6'	80		9,200 total		
	8'	100		11,500 total		
	L	30		3,450 total		
	T	40		4,600 total		
	X	50		5,750 total		



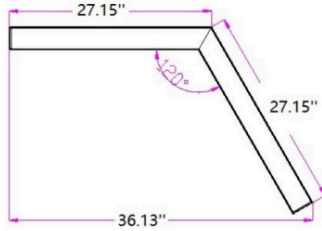
Dimensions



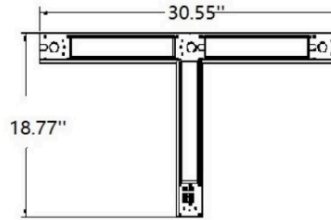
Size (FT)	LxWxH
2	L2ftxW2.75"xH3.15"=606x70x80mm
4	L4ftxW2.75"xH3.15"=1206x70x80mm
6	L6ftxW2.75"xH3.15"=1806x70x80mm
8	L8ftxW2.75"xH3.15"=2406x70x80mm



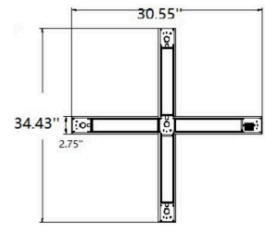
L Shape



L/120° Shape

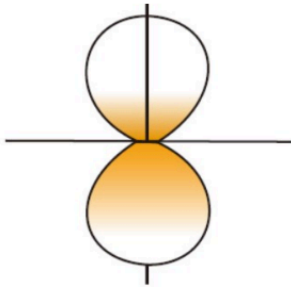


T Shape

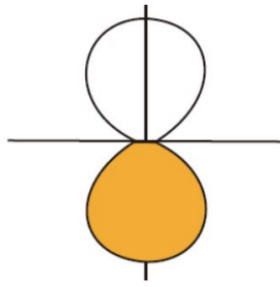


X Shape

Photometry



UDS SERIES UP 30% DOWN 70%



DS SERIES:DOWN 100%